

SimpliFire


Fire Made Simple

Please consult the manufacturer's installation manual for all details and requirements before making a final design layout decision.

Scion 55" Clean Face Linear

Electric Fireplace

MODEL	WIDTH		HEIGHT		DEPTH		VIEWING AREA	BTUS
	Actual	Framing	Actual	Framing	Actual	Framing		
SF-SC55-BK	56-1/2" [1435]	57" [1448]	23-7/8" [606]	24-1/4" [616]	7-5/8" [194]	7-5/8" [194]	53-1/4" x 15" [1353 x 381]	5,000



Technical drawing of the Scion 55" Clean Face Linear Electric Fireplace showing dimensions in inches and millimeters.

Front View Dimensions:

- Overall Width: 56-1/2" [1435]
- Overall Height: 23-7/8" [606]
- Top Panel Thickness: 4-1/2" [114]
- Viewing Area Width: 53-1/4" [1353]
- Viewing Area Height: 15" [381]
- Bottom Panel Thickness: 2-1/8" [54]
- Bottom Panel Gap: 1-5/16" [33]

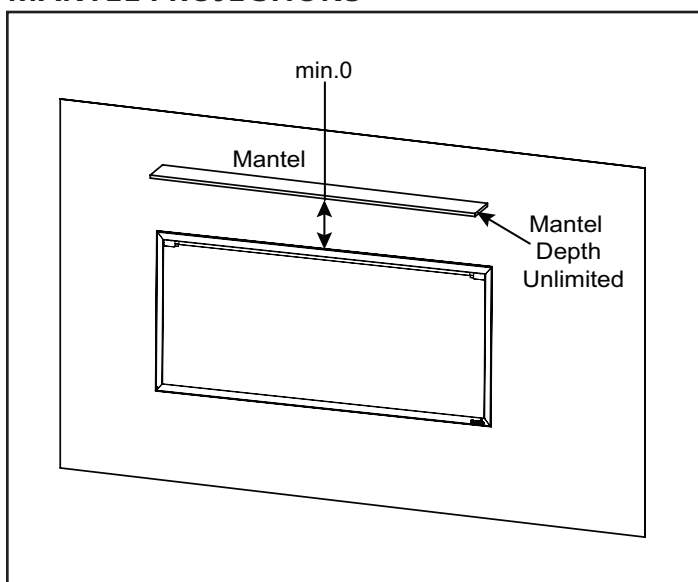
Side View Dimensions:

- Depth: 7-5/8" [194]
- Electrical Access point indicated.

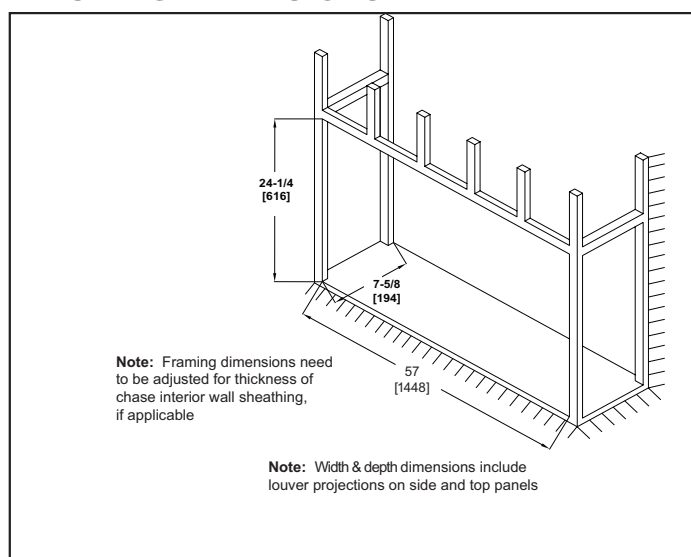
MINIMUM CLEARANCES TO COMBUSTIBLES

AREA	CLEARANCES
SIDES	0"
FLOOR	0"
TOP	0"
BACK	0"
FRONT	36" [914]

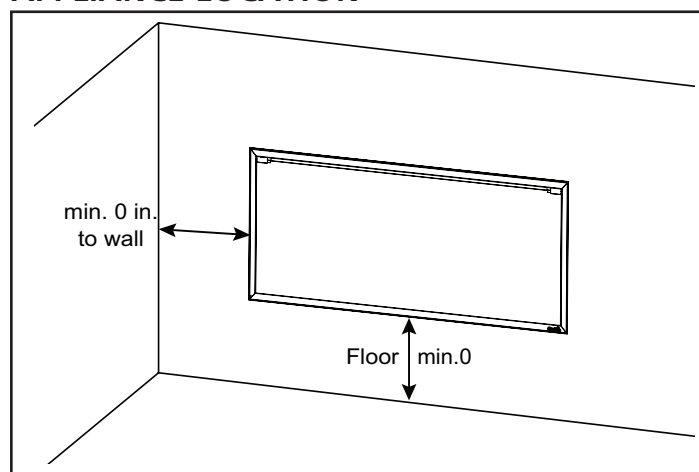
MANTEL PROJECTIONS



FINISHING DIMENSIONS



APPLIANCE LOCATION



PRODUCT LISTING CODES

US	CSA 22.2 No 46-M1988
INTERNATIONAL	CSA 22.2 No 46-M1988

Product information provided is not complete and is subject to change without notice. Product installation must adhere strictly to instructions accompanying product to avoid risk of fire and potential injury.