


DirectVent Pro®

**Unitized, co-axial venting system for
direct vent gas or propane stoves,
heaters and fireplaces.**



Specifications

Applications

DirectVent Pro is a unitized, coaxial venting system designed for use with direct vent gas or propane stoves, heaters, and fireplaces.

Materials and Construction

.020" aluminum inner wall.
.018" galvanized steel outer wall.
Painted outer walls made of laser-welded .018" galvalume steel. Caps also available in stainless steel and copper. Outer pipe brings combustion air to the appliance. Inner pipe exhausts flue gases to the outside. Gaskets or sealants not required (unless specified by the appliance manufacturer).

updated information

Clearances

Specified by the appliance manufacturer.

Diameters

4" x 6 5/8" and 5" x 8".

Listings

DirectVent Pro, in combination with the gas appliance, has been tested and listed as a decorative gas appliance system or as a direct vent heater system by a major testing agency, such as UL, CSA, Warnock Hersey, or OMNI.

DirectVent Pro

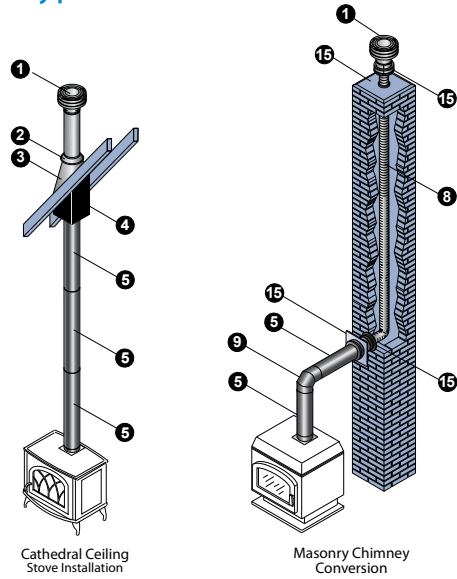
Stunning design and Engineered Excellence® utilizing state-of-the-art manufacturing. DirectVent Pro features tight inner connections for superb performance, with no gaskets or sealants required (unless specified by the appliance manufacturer). All black pipe lengths, pipe extensions, and elbows feature laser-welded outer wall seams for a sleek finish. Low-profile locks and no hems or beads allow for a beautiful product that looks elegant in any interior.

Engineered Excellence® with innovation and style...DirectVent Pro. DuraVent's direct vent is specified exclusively by nearly every major stove and fireplace manufacturer in the U.S. and Canada, with the largest choice of termination caps for direct vent available.

All DirectVent Pro components are compatible with DirectVent GS stock, except for the DirectVent Pro Pipe Extensions.

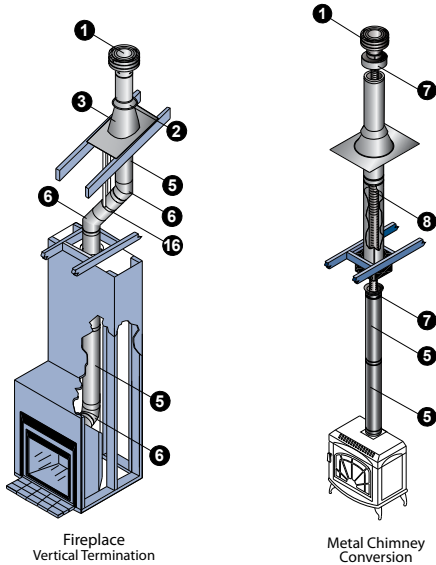


Typical Installations



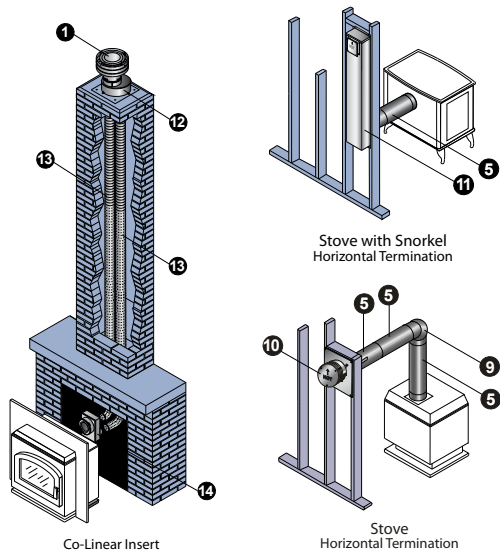
Cathedral Ceiling Stove Installation

Masonry Chimney Conversion



Fireplace Vertical Termination

Metal Chimney Conversion

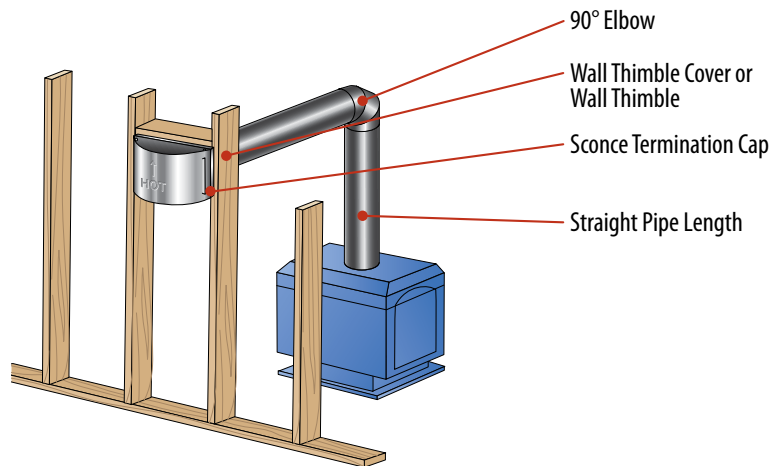


Co-Linear Insert

Stove Horizontal Termination

Installation Key			
1	Vertical Termination Cap	9	90° Elbow
2	Storm Collar	10	Horizontal Termination Cap
3	Flashing	11	Snorkel Termination Cap
4	Cathedral Ceiling Support Box	12	Chimney Liner Termination Kit
5	Pipe	13	3" Flex
6	45° Elbow	14	Co-Axial to Co-Linear Connector
7	Class A Chimney Conversion Kit	15	Masonry Chimney Conversion Kit
8	4" Flex	16	Elbow Strap

• Refer to our Typical Venting Installation drawings to select the appropriate component parts for your installation.



Planning Your Installation

1	For vertical gas stove installations, measure the height from the stove outlet to the ceiling to determine the length of black pipe required. Select a ceiling support/wall thimble cover or a cathedral ceiling support box.
2	To determine the length of galvanized pipe required, measure the ceiling thickness and the vertical rise in an attic or second story. Firestops are required at each floor level beyond the first floor ceiling support/wall thimble cover or cathedral ceiling support box. If an offset is required to avoid obstructions, use a pair of 45° elbows. For proper support, use elbow straps with offsets. Use wall straps for long vertical runs. Attic Insulation Shield is required in attic.
3	Measure the roof pitch. Select the proper flashing and storm collar. Determine the minimum height above the roof.
4	For horizontal installations, check the appliance manufacturer's instructions for minimum rise and maximum horizontal run. A snorkel termination may be used if height restrictions prevent adequate rise above the appliance. Select the appropriate Horizontal Termination Cap (see appliance manufacturer installation instructions). To protect vinyl siding, select vinyl siding standoff. Check appliance manufacturer's instructions for wall thimble and firestop requirements.

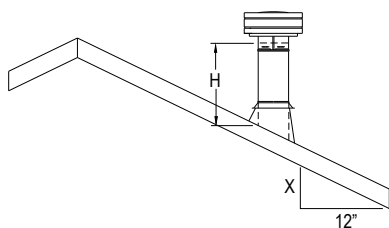
Design Recommendation

The following design recommendations are general guideline to assist in the design and selection of venting components for your installation. Always follow DuraVent Installation instructions enclosed with the cap or support box before installing your chimney system. Installation instructions can be viewed online at www.duravent.com, under Catalogs and Instructions.

Important: Check the manufacturer's rating plate and instruction manual to confirm that the Simpson Dura-Vent direct vent system is approved for use on the brand name appliance you have selected.

- The inner and outer pipe diameters should match the outlet size of the appliance.
- Check the appliance manufacturer's installation instructions to confirm which types of vent configurations are permitted (i.e. horizontal, vertical, chimney reline, etc.). Also, check for any venting restrictions such as maximum horizontal run, minimum and maximum vertical rise, maximum offset, etc.
- Be fire safe! Maintain at least the minimum clearances (air-space) between the vent pipe and nearby combustibles, as specified in the appliance manufacturer's installation instructions. Use proper support and bracing. Follow local building codes and have your venting system inspected.

Vent Termination Chart



Roof Pitch	Minimum Height	
	Feet	Meters
Flat to 7/12	1	0.30
Over 7/12 to 8/12	1.5	0.46
Over 8/12 to 9/12	2	0.61
Over 9/12 to 10/12	2.5	0.76
Over 10/12 to 11/12	3.25	0.99
Over 11/12 to 12/12	4	1.22
Over 12/12 to 14/12	5	1.52

Horizontal Termination Kit A



Kit includes: 90° black Elbow, Ceiling Support/Wall Thimble Cover, 24" black Pipe, 8 1/2" black Pipe Extension. Termination cap not included. For 4" x 6 5/8" direct vent.

Choose termination cap to complete installation.

SIZE	STOCK #
4" x 6 5/8"	46DVA-KHA

Horizontal Termination Kit C

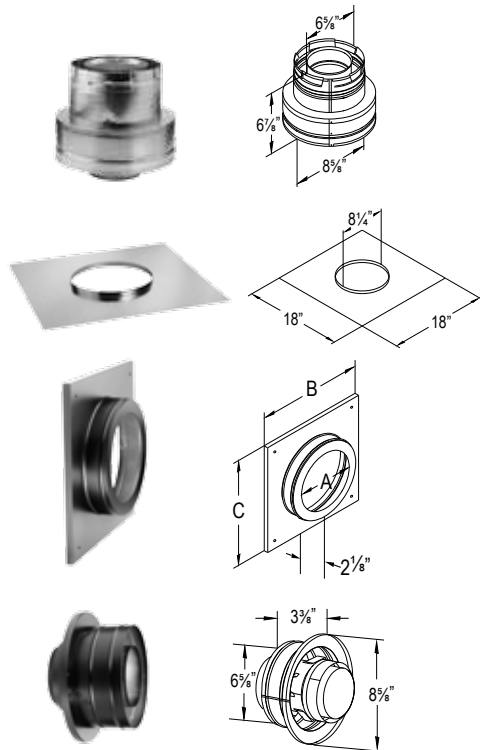


Kit includes: 90° black Elbow, Wall Thimble, Ceiling Support/Wall Thimble Cover, 24" black Pipe, 8 1/2" black Pipe Extension. Termination cap not included. For 4" x 6 5/8" direct vent.

Choose termination cap to complete installation.

SIZE	STOCK #
4" x 6 5/8"	46DVA-KHC

Masonry Chimney Conversion Kit



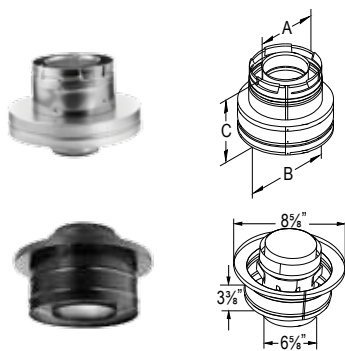
Kit 46DVA-KMC includes: Cap Adapter, 18" x 18" Flashing, Round Ceiling Support/Wall Thimble Cover, Retro Connector. For 4" x 6 5/8" direct vent. Termination Cap and 4" flex are sold separately.

Kit 46DVA-KCT includes: Cap Adapter and a 18" x 18" Flashing.

Use with 4" x 6 5/8" direct vent gas stoves. Use existing masonry chimney. Route the exhaust gases and intake air through the side of the masonry chimney.

SIZE	STOCK #
4" x 6 5/8"	46DVA-KMC
4" x 6 5/8"	46DVA-KCT

Chimney Conversion Kit



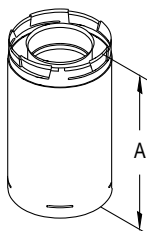
Kits 46DVA-KCA, 46DVA-KCB, and 46DVA-KCC include: Cap Adapter and a Retro Connector. DirectVent Pro 4" x 6 5/8" Termination Cap and 4" flex are sold separately.

Use with 4" x 6 5/8" direct vent gas stoves. Use existing through-the-ceiling, wood-stove metal chimney. Route the exhaust gases and intake air through the existing wood-stove metal chimney.

SIZE	STOCK #	A	B	C
4" x 6 5/8"	46DVA-KCA	6 5/8"	8 5/8"	6 7/8"
4" x 6 5/8"	46DVA-KCB	6 5/8"	10 1/2"	5 7/8"
4" x 6 5/8"	46DVA-KCC	6 5/8"	13"	5 7/8"

46DVA-KCA FITS:	46DVA-KCB FITS:	46DVA-KCC FITS:
SDV 5"-6" DURATECH	SDV 6" DURAPLUS & 7"-8" DURATECH	SDV 7"-8" DURAPLUS
6" SECURITY CHIMNEY	8" SECURITY CHIMNEY	7" & 8" DURAPLUS
6" METALBESTOS	7" & 8" METALBESTOS	8" AMERICAN METALS
6" JACKES-EVANS	7" & 8" JACKES-EVANS	8" AIR-JET
6" HART & COOLEY	7" & 8" HART & COOLEY	8" METAL-FAB
6" PRO JET	7" & 8" PRO JET	
6" & 7" AMERICAN METALS		

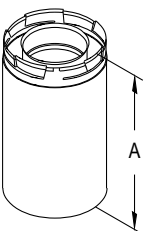
Pipe Length



Designed for appliances tested and listed for direct vent. Features a fully unitized twist-lock construction in both 4" x 6 5/8" and 5" x 8" vent sizes. Use of sealant is optional, unless specified by the appliance manufacturer. To calculate install length, subtract 1 1/2" for each joint. No beads or hems. Black pipe lengths feature exterior laser-welded seams.

SIZE	GALVANIZED	BLACK	A
4" x 6 5/8"	46DVA-06	46DVA-06B	6"
4" x 6 5/8"	46DVA-09	46DVA-09B	9"
4" x 6 5/8"	46DVA-12	46DVA-12B	12"
4" x 6 5/8"	46DVA-18	46DVA-18B	18"
4" x 6 5/8"	46DVA-24	46DVA-24B	24"
4" x 6 5/8"	46DVA-36	46DVA-36B	36"
4" x 6 5/8"	46DVA-48	46DVA-48B	48"
4" x 6 5/8"	46DVA-60	46DVA-60B	60"
5" x 8"	58DVA-06	58DVA-06B	6"
5" x 8"	58DVA-09	58DVA-09B	9"
5" x 8"	58DVA-12	58DVA-12B	12"
5" x 8"	58DVA-18	58DVA-18B	18"
5" x 8"	58DVA-24	58DVA-24B	24"
5" x 8"	58DVA-36	58DVA-36B	36"
5" x 8"	58DVA-48	58DVA-48B	48"
5" x 8"	58DVA-60	58DVA-60B	60"

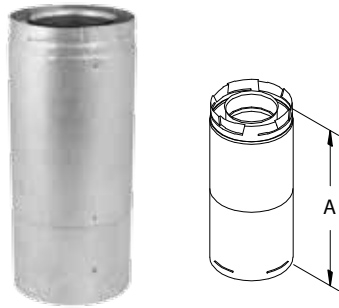
Pipe Extension



Use to add length to a straight length of DirectVent Pro. 8 1/2" pipe adds 3"- 7" of length, 16" pipe adds 3"- 14 1/2" of length, when used with rigid sections of pipe. Direct vent lengths feature a fully unitized, twist-lock construction. Use of sealant is optional, unless specified by the appliance manufacturer. Available in black or galvalume exterior (both feature laser-welded outer wall seams). Does not fit DirectVent GS pipe.

SIZE	GALVANIZED	BLACK	A	EXTENSION
4" x 6 5/8"	46DVA-08A	46DVA-08AB	8 1/2"	3" - 7"
4" x 6 5/8"	46DVA-16A	46DVA-16AB	16"	3" - 14 1/2"
5" x 8"	58DVA-08A	58DVA-08AB	8 1/2"	3" - 7"
5" x 8"	58DVA-16A	58DVA-16AB	16"	3" - 14 1/2"

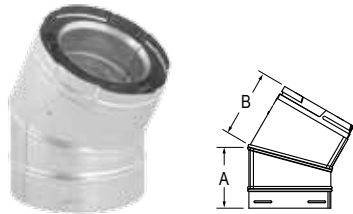
Adjustable Pipe^{updated part}



Easily adjust in length. For use between rigid pipe sections. No cutting required.

SIZE	GALVANIZED	BLACK	A	INSTALLED
4" x 6 5/8"	0911	0911B	11" - 14"	9 1/2" - 15 1/2"
4" x 6 5/8"	0912	0912B	12" - 17"	10 1/2" - 15 1/2"
4" x 6 5/8"	0917	0917B	17" - 24"	15 1/2" - 22 1/2"
5" x 8"	1211	1211B	11" - 14"	9 1/2" - 15 1/2"
5" x 8"	1217	1217B	17" - 24"	15 1/2" - 22 1/2"

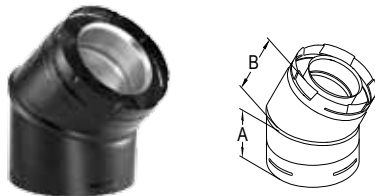
30° Elbow



Use to offset obstructions as needed. Fully unitized, twist-lock construction. Elbows swivel, allowing the lock to remain fully engaged while aligning to the desired direction. The angle will remain fixed at 30°.

SIZE	GALVANIZED	A	B
4" x 6 5/8"	46DVA-E30	4 1/8"	4 1/2"
5" x 8"	58DVA-E30	4 1/8"	4 1/2"

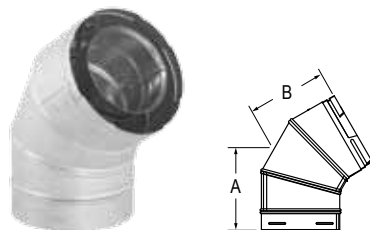
45° Elbow



Use to offset obstructions as needed. Fully unitized, twist-lock construction. Elbows swivel, allowing the lock to remain fully engaged while aligning to the desired direction. The angle will remain fixed at 45°.

SIZE	GALVANIZED	BLACK	A	B
4" x 6 5/8"	46DVA-E45	46DVA-E45B	4 1/4"	4 1/4"
5" x 8"	58DVA-E45	58DVA-E45B	4 1/8"	4 3/4"

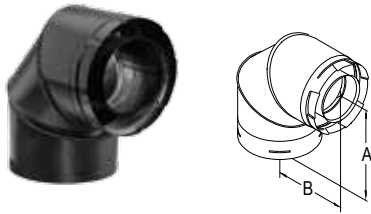
60° Elbow



Use to offset obstructions as needed. Fully unitized, twist-lock construction. Elbows swivel, allowing the lock to remain fully engaged while aligning to the desired direction. The angle will remain fixed at 60°.

SIZE	GALVANIZED	A	B
4" x 6 5/8"	46DVA-E60	4 1/4"	4 3/8"
5" x 8"	58DVA-E60	4 1/4"	4 3/8"

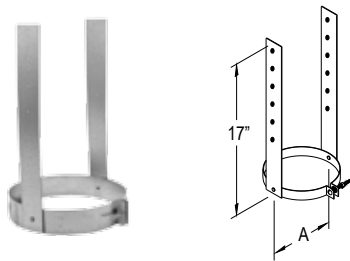
90° Elbow



Use to offset obstructions as needed. Fully unitized, twist-lock construction. Elbows swivel, allowing the lock to remain fully engaged while aligning to the desired direction. The angle will remain fixed at 90°.

SIZE	GALVANIZED	BLACK	A	B
4" x 6 5/8"	46DVA-E90	46DVA-E90B	6 1/2"	6 1/2"
5" x 8"	58DVA-E90	58DVA-E90B	7 3/8"	7 3/8"

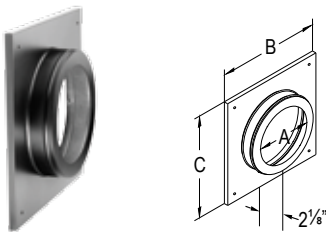
Elbow Strap



Use for supporting vent pipe between offsets.

SIZE	STOCK #	A
4" x 6 5/8"	46DVA-ES	6 5/8"
5" x 8"	58DVA-ES	8"

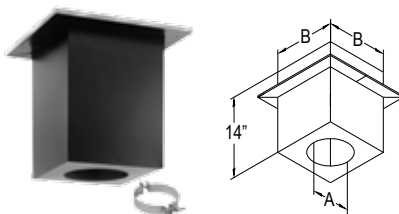
Ceiling Support/ Wall Thimble Cover



Use as a decorative cover for horizontal (through-wall) installations or for flat ceiling installations. Fits over the Wall Thimble face plate. Comes with an insulation ring to reduce air infiltration where the pipe slips through the thimble. Painted black.

SIZE	STOCK #	A	B	C
4" x 6 5/8"	46DVA-DC	6 7/8"	13"	13"
5" x 8"	58DVA-DC	8 1/4"	13"	13"

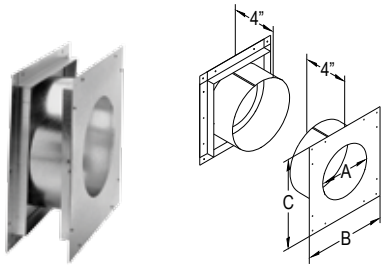
Cathedral Ceiling Support Box



Use to pass through ceiling and support pipe. May be used on vaulted or flat ceilings. Painted black. Trim and clamp included.

SIZE	STOCK #	A	B
4" x 6 5/8"	46DVA-CS	6 7/8"	10 5/8"
5" x 8"	58DVA-CS	8 1/4"	10 5/8"

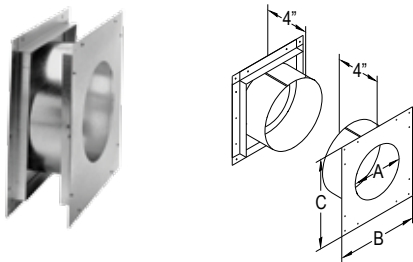
Wall Thimble



Provides a complete wall-pass-through and firestop. Use with Square Horizontal Cap only. May be required in Canada. Refer to the appliance manufacturer's installation instructions for requirements.

SIZE	STOCK #	A	B	C
4" x 6 5/8"	46DVA-WT	6 3/4"	11"	12"
5" x 8"	58DVA-WT	8 1/4"	12 1/2"	12 1/2"

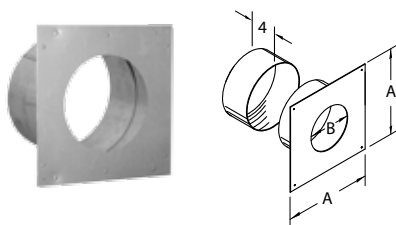
Wall Thimble - Small



Provides a complete wall-pass-through and firestop. Use with Round Horizontal Cap and Sconce Cap only. May be required in Canada. Refer to the appliance manufacturer's installation instructions for requirements.

SIZE	STOCK #	A	B	C
4" x 6 5/8"	46DVA-WTS	6 3/4"	9"	9"
5" x 8"	58DVA-WTS	8 1/4"	9"	9"

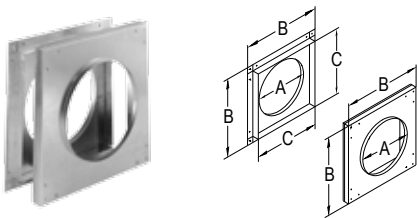
Universal Wall Thimble



Provides a complete wall-pass-through and interior firestop. Features an adjustable sleeve for an exact fit. Eliminates visible trim on exterior or wall near cap. Sized to fit all DuraVent Direct-Vent Pro's termination caps.

SIZE	STOCK #	A	B
4" x 6 5/8"	46DVA-WTU	11"	6 3/4"
5" x 8"	58DVA-WTU	11"	8 1/8"

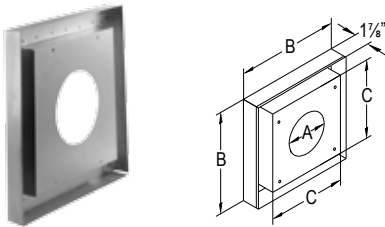
Wall Firestop



For horizontal (through-wall) installations. Refer to the appliance manufacturer's installation instructions for requirements.

SIZE	STOCK #	A	B	C
4" x 6 5/8"	46DVA-WFS	6 3/4"	12 1/2"	10 1/2"
5" x 8"	58DVA-WFS	8 1/4"	12"	10"

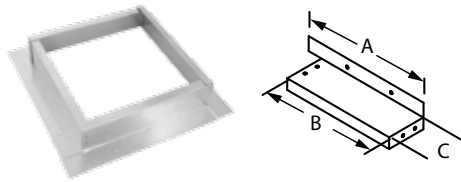
Vinyl Siding Standoff



Use as a heat shield on structures with vinyl siding, or other temperature sensitive materials, to help prevent warping and or melting of the material. Use only on horizontal terminations and on any irregular surfaced siding (ie: ship lap siding, shake shingle siding) so cap is not imbedded in the siding. Sized for Square Horizontal Cap.

SIZE	STOCK #	A	B	C
4" x 6 5/8"	46DVA-VSS	6 3/4"	17 1/2"	13 1/2"
5" x 8"	58DVA-VSS	8 1/4"	19 7/8"	15 3/4"

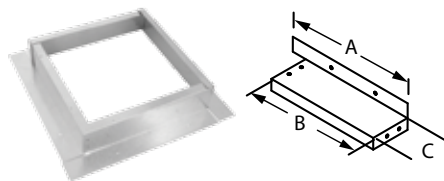
Vinyl Siding Standoff Kit



Use as a heat shield on structures with vinyl siding, or other temperature sensitive materials, to help prevent warping and or melting of the material. Use only on horizontal terminations and on any irregular surfaced siding (ie: ship lag siding, shake shingle siding) so cap is not imbedded in the siding. Kit includes 4-pieces; sized for Square Horizontal Cap only. Stainless steel (SS) and Copper (C) available.

SIZE	STOCK #	A	B	C
4" x 6 5/8"	46DVA-VSK	15 1/4"	13 1/4"	3"
4" x 6 5/8"	46DVA-VSK-SS	15 1/4"	13 1/4"	3"
4" x 6 5/8"	46DVA-VSK-C	15 1/4"	13 1/4"	3"
5" x 8"	58DVA-VSK	15 1/4"	13 1/4"	3"
5" x 8"	58DVA-VSK-SS	15 1/4"	13 1/4"	3"
5" x 8"	58DVA-VSK-C	15 1/4"	13 1/4"	3"

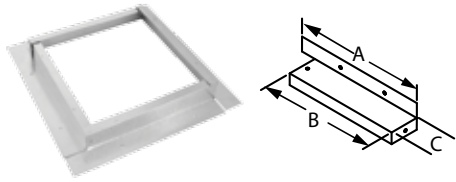
Vinyl Siding Standoff Kit - Small



Use as a heat shield on structures with vinyl siding, or other temperature sensitive materials, to help prevent warping and or melting of the material. Use only on horizontal terminations and on any irregular surfaced siding (ie: ship lag siding, shake shingle siding) so cap is not imbedded in the siding. Kit includes 4-pieces; sized for Sconce Cap and Round Horizontal Cap only. Stainless steel (SS) and Copper (C) available. Use for 4" x 6 5/8" and 5" x 8" diameters.

SIZE	STOCK #	A	B	C
4" x 6 5/8"	46DVA-VSKS	12 7/8"	10 7/8"	3"
4" x 6 5/8"	46DVA-VSKS-SS	12 7/8"	10 7/8"	3"
4" x 6 5/8"	46DVA-VSKS-C	12 7/8"	10 7/8"	3"

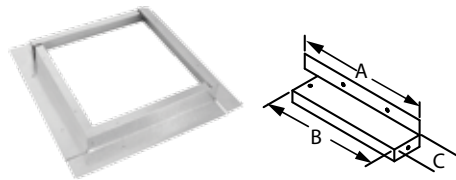
Counter Flashing



Prevents water intrusion into stucco-sided homes. Allows the installer to apply siding material (ie: stucco, brick, etc) over the flanges up to the sides of the flashing for a water-tight seal. Kit includes 4-pieces; sized for Square Horizontal Cap only.

SIZE	STOCK #	A	B	C
4" x 6 5/8"	46DVA-CFK	15 1/4"	13 1/4"	2"
4" x 6 5/8"	46DVA-CFK-S	15 1/4"	13 1/4"	2"
5" x 8"	58DVA-CFK	17 7/8"	15 7/8"	2"

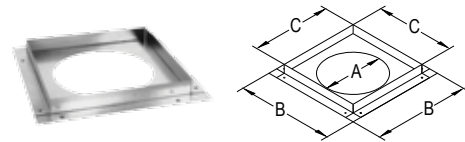
Counter Flashing - Small



Prevents water intrusion into stucco-sided homes. Allows the installer to apply siding material (ie: stucco, brick, etc) over the flanges up to the sides of the flashing for a water-tight seal. Kit includes 4-pieces; sized for 4" x 6 5/8" Sconce Cap and Round Horizontal Cap only. Also available in stainless steel (S). Use for 4" x 6 5/8" and 5" x 8" diameters.

SIZE	STOCK #	A	B	C
4" x 6 5/8"	46DVA-CFKS	12 7/8"	10 7/8"	2"
4" x 6 5/8"	46DVA-CFKS-S	12 7/8"	10 7/8"	2"

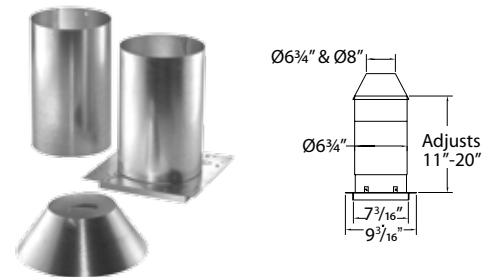
Ceiling Firestop



Required for multi-story vertical installations at the second floor and any subsequent floors. 4" x 6 5/8" style may vary.

SIZE	STOCK #	A	B	C
4" x 6 5/8"	46DVA-FS	6 3/4"	11"	9"
5" x 8"	58DVA-FS	8 1/4"	12 1/2"	10 1/2"

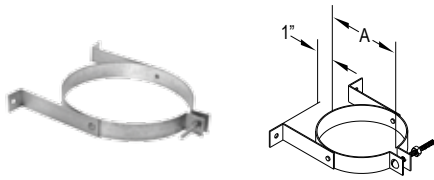
Attic Insulation Shield



Required for installations that pass through an attic to prevent insulation and debris from accumulating near the vent. Provides 1" clearance to combustibles.

SIZE	STOCK #
4" x 6 5/8"	46DVA-IS
5" x 8"	58DVA-IS

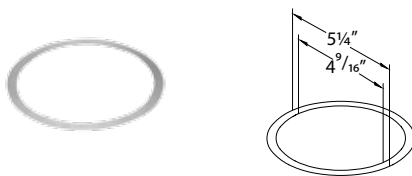
Wall Strap



Use to support vent pipe. Provides 1" clearance. Recommend installing Wall Straps at 4-foot intervals on vertical runs.

SIZE	STOCK #	A
4" x 6 3/8"	46DVA-WS	6 5/8"
5" x 8"	58DVA-WS	8"

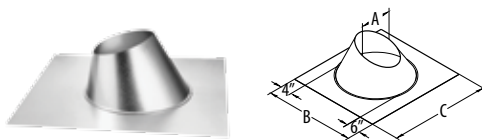
Restrictor Disk



Use only in accordance with specific appliance manufacturer's installation instructions to restrict incoming combustion air.

SIZE	STOCK #	A	B
4" x 6 3/8"	46DVA-RD	5 1/4"	4 7/16"
5" x 8"	58DVA-RD	7"	6"

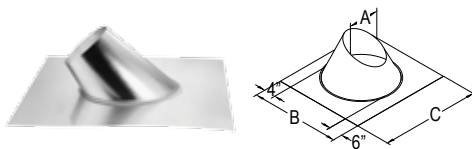
Adjustable Roof Flashing



Use to weather proof the penetration of vent pipe through the roof. Storm Collar required. Select roof flashing based on pitch of roof. For pitches of 0/12 - 6/12. Made of galvalume.

SIZE	STOCK #	A	B	C
4" x 6 3/8"	46DVA-F6	6 3/4"	19 1/4"	19 1/4"
5" x 8"	58DVA-F6	8 1/2"	21 1/2"	21 1/2"

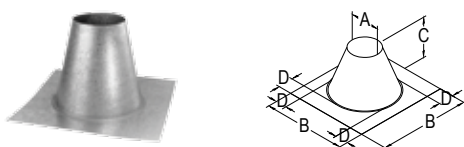
Steep Roof Flashing



Use to weather proof the penetration of vent pipe through the roof. Storm Collar required. For roof pitches of 7/12 - 12/12. Made of galvalume.

SIZE	STOCK #	A	B	C
4" x 6 3/8"	46DVA-F12	6 3/4"	21 1/2"	19 1/4"
5" x 8"	58DVA-F12	8 1/2"	23 1/2"	21 1/2"

Flat Roof Flashing

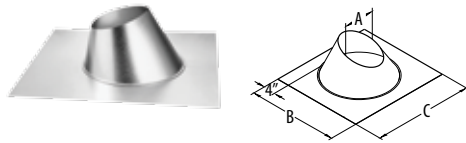


Use to weather proof the penetration of vent pipe through the roof. Storm Collar required. Use on flat roofs, chase enclosures, or masonry chimney. Made of galvalume.

SIZE	STOCK #	A	B	C	D
4" x 6 3/8"	46DVA-FF	6 3/4"	21 1/2"	12"	4"
5" x 8"	58DVA-FF	8 1/2"	23 1/2"	12"	4"

Dead Soft Aluminum Flashings

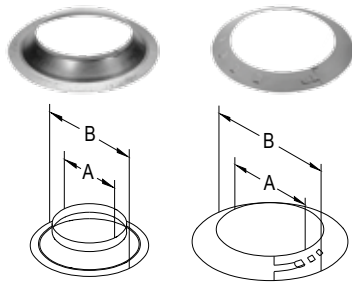
updated dimensions



Use with metal or tile roofs. Available in sizes 4" x 6 5/8" and 5" x 8", in 0/12-6/12 (shown) and 7/12-12/12 styles. Made of malleable dead soft aluminum. Refer to roof flashings tables (previous page) for dimensions.

SIZE	STYLE	STOCK #	A	B	C
4" x 6 5/8"	0/12-6/12	46DVA-F6DS	6 3/4"	27 1/2"	24"
4" x 6 5/8"	7/12-12/12	46DVA-F12DS	8 3/4"	22"	25"
5" x 8"	0/12-6/12	58DVA-F6DS	8 1/2"	29 1/2"	24"
5" x 8"	7/12-12/12	58DVA-F12DS	8 1/2"	24 3/4"	27"

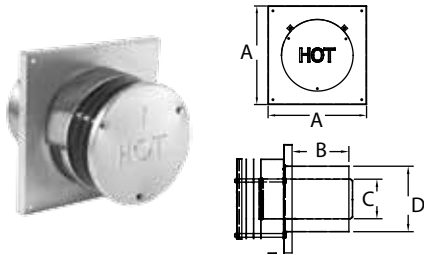
Storm Collar



Use to maintain a weather tight resistant seal between the pipe and the flashing.

SIZE	STOCK #	A	B
4" x 6 5/8"	46DVA-SC	6 5/8"	10 5/8"
5" x 8"	58DVA-SC	8"	12"

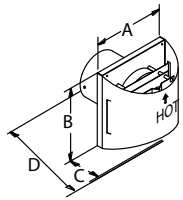
Round Horizontal Termination Cap



Use for through-the-wall terminations. Check installation instructions for restrictions on horizontal cap terminations, such as minimum distance from windows and doors. Available in aluminum only. Check with appliance manufacturer for approval.

SIZE	STOCK #	A	B	C	D
4" x 6 5/8"	46DVA-HRCS	11"	5 3/4"	4"	6 5/8"
5" x 8"	58DVA-HRCS	11"	5 3/4"	4 15/16"	8 1/8"

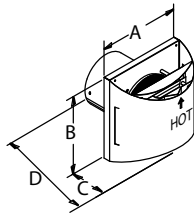
Sconce Termination Cap



Use for horizontal through-the-wall terminations. Check installation instructions for restrictions on horizontal cap terminations, such as minimum distance from windows and doors. Available in aluminum, stainless steel (S), and copper (C). Check with appliance manufacturer for approval. Patented.

SIZE	STOCK #	A	B	C	D
4" x 6 3/8"	46DVA-HSC	11 1/16"	11"	6 3/8"	12 3/8"
4" x 6 3/8"	46DVA-HSC-S	11 1/16"	11"	6 3/8"	12 3/8"
4" x 6 3/8"	46DVA-HSC-C	11 1/16"	11"	6 3/8"	12 3/8"
5" x 8"	58DVA-HSC	11 1/16"	11"	6 3/8"	12 3/8"
5" x 8"	58DVA-HSC-S	11 1/16"	11"	6 3/8"	12 3/8"
5" x 8"	58DVA-HSC-C	11 1/16"	11"	6 3/8"	12 3/8"

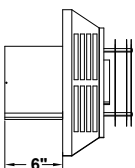
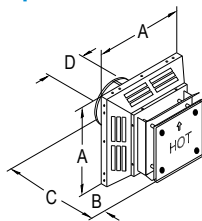
High-Wind Sconce Termination Cap



Use for horizontal through-the-wall terminations. Provides improved performance in high wind conditions. Check installation instructions for restrictions on horizontal cap terminations, such as minimum distance from windows and doors. Available in aluminum, stainless steel (S), and copper (C). Check with appliance manufacturer for approval. Patented. Includes heat deflector that may be required by appliance manufacturer.

SIZE	STOCK #	A	B	C	D
4" x 6 3/8"	46DVA-HSCH	11 1/16"	11"	6 3/8"	12 3/8"
4" x 6 3/8"	46DVA-HSCH-S	11 1/16"	11"	6 3/8"	12 3/8"
4" x 6 3/8"	46DVA-HSCH-C	11 1/16"	11"	6 3/8"	12 3/8"
5" x 8"	58DVA-HSCH	11 1/16"	11"	6 3/8"	12 3/8"
5" x 8"	58DVA-HSCH-S	11 1/16"	11"	6 3/8"	12 3/8"
5" x 8"	58DVA-HSCH-C	11 1/16"	11"	6 3/8"	12 3/8"

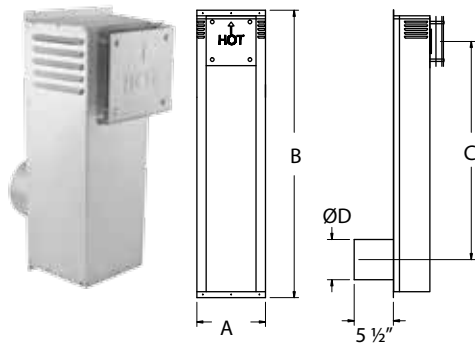
Square Horizontal Termination Cap ***updated dimensions***



Use for standard and high-wind through-the-wall terminations. Check installation instructions for restrictions on horizontal cap terminations, such as minimum distance from windows and doors. Available in aluminum, stainless steel (S), and copper (C).

SIZE	STOCK #	A	B	C	D
4" x 6 3/8"	46DVA-HC	13 1/2"	6 7/8"	12 1/2"	6 5/8"
4" x 6 3/8"	46DVA-HC-S	13 1/2"	6 7/8"	12 1/2"	6 5/8"
4" x 6 3/8"	46DVA-HC-C	13 1/2"	6 7/8"	12 1/2"	6 5/8"
5" x 8"	58DVA-HC	16"	6 7/8"	12 1/2"	8 1/8"
5" x 8"	58DVA-HC-S	16"	6 7/8"	12 1/2"	8 1/8"
5" x 8"	58DVA-HC-C	16"	6 7/8"	12 1/2"	8 1/8"

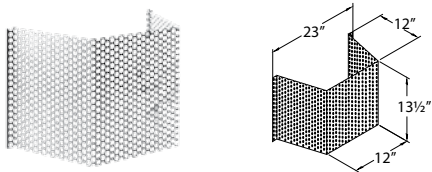
Snorkel Termination Cap



Use for horizontal through-the-wall terminations when a vertical rise is desired in the system to meet appliance manufacturer recommended minimum heights. Do not enclose in the wall or install below grade.

SIZE	STOCK #	A	B	C
4" x 6 5/8"	46DVA-SNK14	10"	23 3/4"	14"
4" x 6 5/8"	46DVA-SNK36	10"	45 3/4"	36"
5" x 8"	58DVA-SNK14	10"	23 3/4"	14"
5" x 8"	58DVA-SNK36	10"	45 3/4"	36"

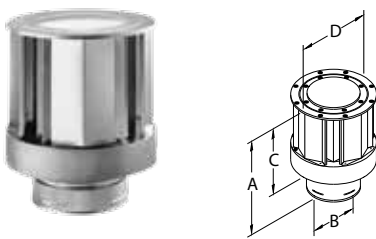
Horizontal Windguard



Use with through-the-wall termination cap where high winds are present. Also use as a safety heat shield to prevent children or others from coming into contact with the vent termination cap. Fits both 4" x 6 5/8" and 5" x 8" terminations.

STOCK #
46DVA-WG

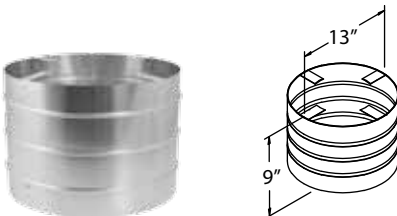
High-Wind Termination Cap



Use for vertical terminations only. Provides improved performance in high wind conditions. For vertical terminations only. Available in aluminum.

SIZE	STOCK #	A	B	C	D
4" x 6 5/8"	46DVA-VCH	12 3/8"	6 5/8"	7 5/8"	10 1/2"
5" x 8"	58DVA-VCH	12 3/8"	8"	7 5/8"	10 1/2"

Vertical Wind Guard



Use only with High Wind Termination Cap when additional wind protection is needed. Fits both 4" x 6 5/8" and 5" x 8" terminations.

SIZE	STOCK #
4" x 6 5/8"	46DVA-VWG

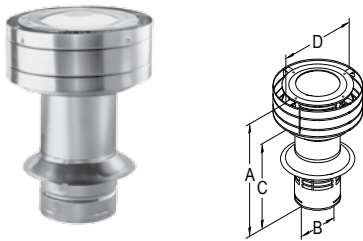
Low-Profile Termination Cap



Use for vertical terminations only. Check the appliance manufacturer's instructions to determine which caps are approved for use with their appliance. Available in aluminum and stainless steel (S).

SIZE	STOCK #	A	B	C	D
4" x 6 5/8"	46DVA-VC	8 1/4"	6 5/8"	3 1/4"	12 1/2"
4" x 6 5/8"	46DVA-VC-S	8 1/4"	6 5/8"	3 1/4"	12 1/2"
5" x 8"	58DVA-VC	8 5/8"	8"	7 5/8"	14 1/2"
5" x 8"	58DVA-VC-S	8 5/8"	8"	7 5/8"	14 1/2"

Extended Vertical Termination Cap



Use in extremely cold climates. Similar to the Low Profile Termination Cap but taller in overall height to separate the air intake vents from the exhaust area. Refer to the appliance manufacturer's installation instructions for requirements. Available in aluminum.

SIZE	STOCK #	A	B	C	D
4" x 6 5/8"	46DVA-VCE	16 3/8"	6 5/8"	3 1/2"	10 1/2"
5" x 8"	58DVA-VCE	8 1/2"	8"	7 5/8"	12 1/2"

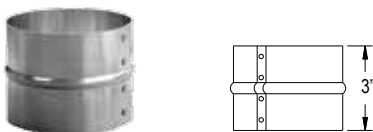
Aluminum Flex Length



Use 3" flex with the co-linear system and 4" flex with Conversion Kits. See DuraFlex AL section for more information. Flexible .010" thick 2-ply aluminum. Pricing for Aluminum Flex Length are listed under DuraFlex AL.

SIZE	LENGTH	STOCK #
3"	35'	3DFA-35
4"	35'	4DFA-35

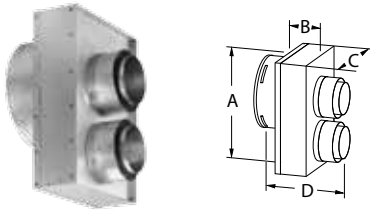
Flex Coupling



Use to join flex liner sections together. Pricing for Aluminum Flex Length are listed under DuraFlex AL.

SIZE	STOCK #
3"	3DFA-FC
4"	4DFA-FC

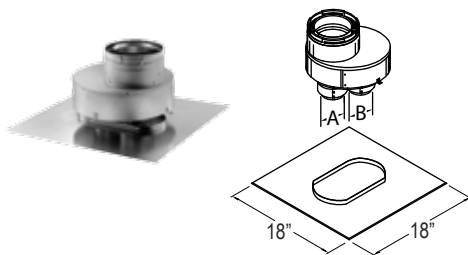
Co-Axial To Co-Linear Appliance Connector



Use Co-Linear Adapter for stoves with 4" X 6 5/8" co-axial outlets. Refer to appliance manufacturer's installation instructions for approval. Uses 3" aluminum flex for both intake and exhaust.

SIZE	CONNECTOR	STOCK #	A	B	C	D
4" x 6 5/8"	STANDARD	46DVA-GCL	10 1/2"	3"	7 1/2"	7 1/8"
4" x 6 5/8"	TRAVIS INDUSTRIES	46DVA-TCL	10 1/2"	3"	7 1/2"	6 3/8"
4" x 6 5/8"	VERMONT CASTINGS	46DVA-VCL	10 1/2"	3"	7 1/2"	8 5/8"

Chimney Liner Termination Kit

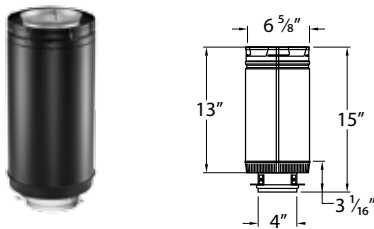


Kit includes: Termination Connector and Flashing. DirectVent Pro 4" x 6 5/8" Termination Caps, 3" Flex, and Co-Linear Flex Connectors are sold separately.

DirectVent Pro chimney liner termination kit must be tested and listed for each appliance. Refer to stove manufacturer's installation instructions.

SIZE	STOCK #	ØA	ØB
4" x 6 5/8"	46DVA-GK	3"	3"
4" x 6 5/8"	46DVA-CT	4"	3"

Appliance Adapter



Attaches to appliance outlet allowing pipe to easily connect or disconnect. For Vermont Castings appliances.

SIZE	STOCK #
4" x 6 5/8"	46DVA-ADP

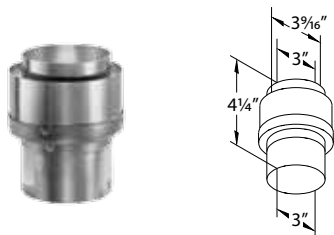
Reducer



Use to reduce vent diameter. Check with appliance manufacturer for approval.

SIZE	REDUCE TO	STOCK #
5" X 8"	4" x 6 5/8"	58DVA-J
6" X 8 5/8"	5" X 8"	68DVS-8

Co-Linear Flex Connector




Use as a flex connector with inserts with 3" co-linear intake and exhaust ports.

SIZE	STOCK #
4" x 6 5/8"	46DVA-ADF

Co-Linear Kit w/Flex

updated dimensions

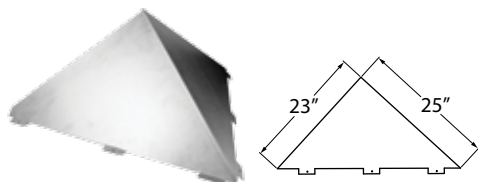


Use when installing a direct vent co-linear insert into a masonry chimney.

Kit includes: Choice of High-Wind Termination Cap or Prairie Termination Cap; and two pieces of Aluminum Flex lengths - one Red (exhaust), and one Green (air intake). See chart for diameters and lengths.

STOCK #	RED FLEX (EXHAUST)	GREEN FLEX (AIR INTAKE)	CAP STYLE	CAP SIZE
46DVA-CL33	3" x 35'	3" x 35'	HIGH-WIND	4" x 6 5/8"
46DVA-CL33H	4" x 35'	3" x 4'	HIGH-WIND	4" x 6 5/8"
46DVA-CL34	4" x 35'	3" x 35'	HIGH-WIND	4" x 6 5/8"
46DVA-CL33P	3" x 35'	3" x 35'	PRAIRIE	4" x 6 5/8"
46DVA-CL34P	4" x 35'	3" x 35'	PRAIRIE	4" x 6 5/8"

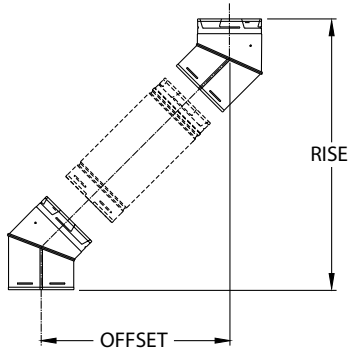
Snow Splitter



Use to divert snow around chimney, vent, and roof flashing. Constructed of paintable galvanized material. Ships flat for easy assembly.

SIZE	6"
STOCK #	9493

Offset Chart



SIZE		4" x 6 5/8"		5" x 8"	
Elbow Degrees	Chimney Section	Offset Inches	Rise Inches	Offset Inches	Rise Inches
45°	0"	4 7/8"	13 3/8"	5 5/8"	15 3/8"
45°	6"	8"	16 1/2"	8 7/8"	18 3/8"
45°	9"	10 1/8"	18 5/8"	10 7/8"	20 5/8"
45°	12"	12 1/4"	20 3/4"	13"	22 5/8"
45°	24"	20 5/8"	29 1/8"	21 3/8"	31 1/8"
45°	36"	29"	37 1/2"	29 7/8"	39 3/8"
45°	48"	37 3/8"	45 7/8"	38 1/4"	47 7/8"