



TB42NTR/TB42NTRE Direct Vent Gas Fireplaces




TB42NTR/TB42NTRE Direct Vent Gas Fireplaces

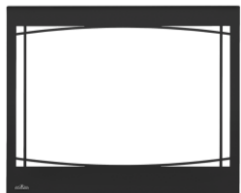
KEY SERIES FEATURES

- UP TO 22,000 BTU'S
- Pan Style Burner
- Millivolt or Electronic ignition systems available
- Back-up control system ensures reliable use, even during power failures
- Clean face design with no louvers
- Optional Porcelain Reflective Radiant Panels
- Optional blower kit
- Optional media enhancement kits
- Flue Size: 4"/7"
- Approved for Ventis, Duravent, Amerivent, Direct Temp and SuperSeal direct vent systems

The Timberwolf TB42 gas fireplace features a premium split oak log set with a traditional look and feel. It is a clean-faced fireplace that maximizes the viewing area so the realistic flames can be enjoyed to their fullest. The dual flame pan burner technology creates a double layer of flames for even more depth. No power? No problem! The millivolt ignition system ensures that the fireplace functions, even when the power goes out, keeping your family safe and warm. With the approved safety barrier, the TB42 meets tomorrow's safety standards today. Customize the look of this gorgeous fireplace with a selection of fronts, backer panels, trims, and optional media kits like the beach fire and mineral rock kit to lend a more unique look. This unit is ideal for builders and homeowners alike, featuring a shallow depth, which allows for versatile installations where space is at a premium. This means any room can have a beautiful gas fireplace.



Clean Face Front



Zen Front



2" or 3" Trim Kits



Beach Fire Kit




Mineral Rock Kit



Shore Fire Kit



Wrought Iron Front



Heritage Front



Porcelain Reflective Panel (Optional)



Blower (Optional)



Optional Digital On/Off Remote with Thermostat



TB42NTR/TB42NTRE Direct Vent Gas Fireplaces

The Timberwolf Gas Fireplaces add ambiance to any room. They are perfect for builders and homeowners alike. The shallow depth allows for versatile installations where space is at a premium. The clean face design maximizes the viewing area so the realistic flames and hand painted log set are enjoyed to their fullest. A multitude of designer options allow this fireplace to enhance your space perfectly. These are great replacement units for old and outdated fireplaces.